

evoUV Spare Parts List 15W/25W

There are a number of spare parts for the evoUV's that are readily available online or from Evolution Aqua dealers. See diagram below for relevant spare parts and product codes:



Black Threaded Nut:

EA Product Code:

EVOCONNUT

<https://evolutionaqua.com/black-threaded-nut>



End Cap Sealing Ring and Quartz Sleeve O-Ring:

EA Product Code:

EVOUVSPARESML

<https://evolutionaqua.com/uv-o-ring-set>

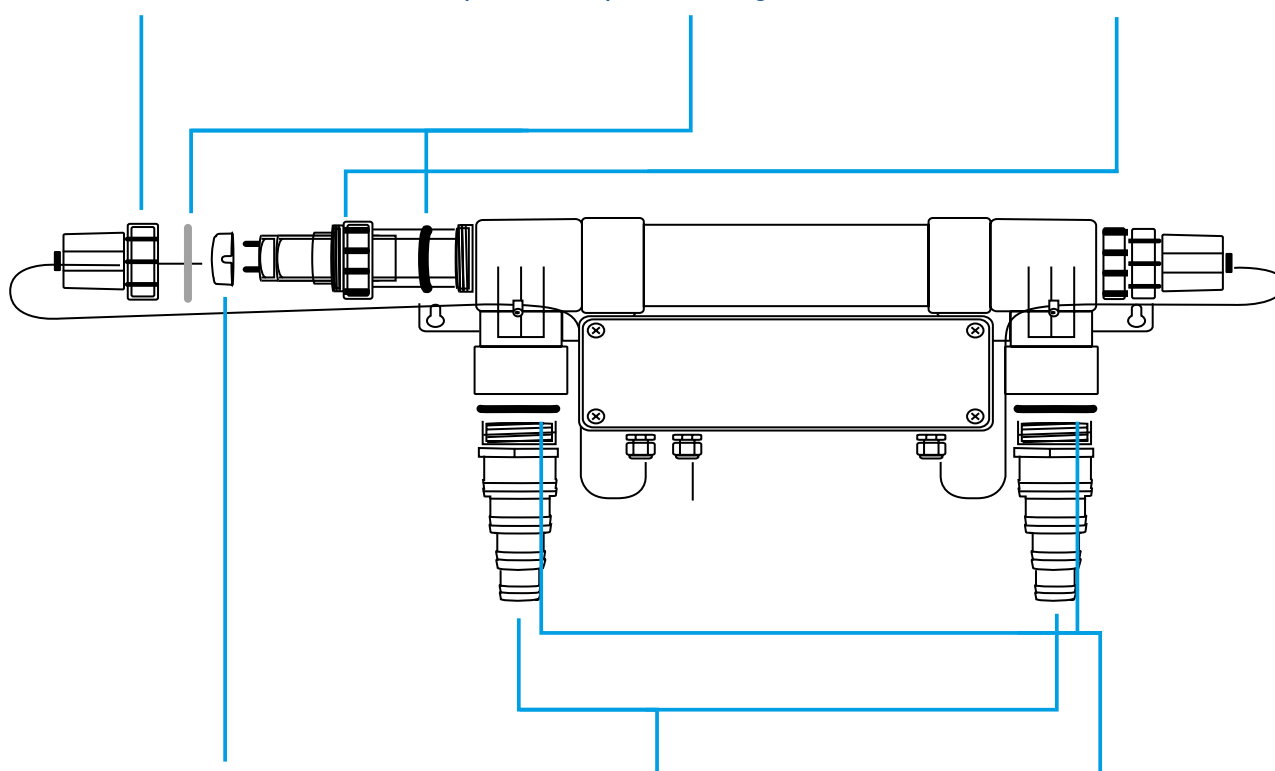


White Locking Nut:

EA Product Code:

EVO-M/F

<https://evolutionaqua.com/white-locking-nut>



T8 Bulb Socket:

EA Product Code:

LAMPHOLDER-T8

<https://evolutionaqua.com/t8-bulb-socket>



Threaded Hosetails:

EA Product Code:

HOSETAILED15TH

<https://evolutionaqua.com/hosetails>



Hosetail O-Rings:

EA Product Code:

EVOUVORINGHOSET

<https://evolutionaqua.com/hosetail-o-ring>

ADDITIONAL ITEMS:

15W Ballast Box:



EA Product Code:

SPBAL2115EAPUK

<https://evolutionaqua.com/evouv-ballast-box-pond>

25W Ballast Box:



EA Product Code:

SPBAL2125EAPUK

<https://evolutionaqua.com/evouv-ballast-box-pond>

evoUV Spare Parts List 30W/55W/75W

There are a number of spare parts for the evoUV's that are readily available online or from Evolution Aqua dealers. See diagram below for relevant spare parts and product codes:



Black Threaded Nut:

EA Product Code:

EVOCONNUT

<https://evolutionaqua.com/black-threaded-nut>



End Cap Sealing Ring and Quartz Sleeve O-Ring:

EA Product Code:

EVOUVSPARESML

<https://evolutionaqua.com/uv-o-ring-set>

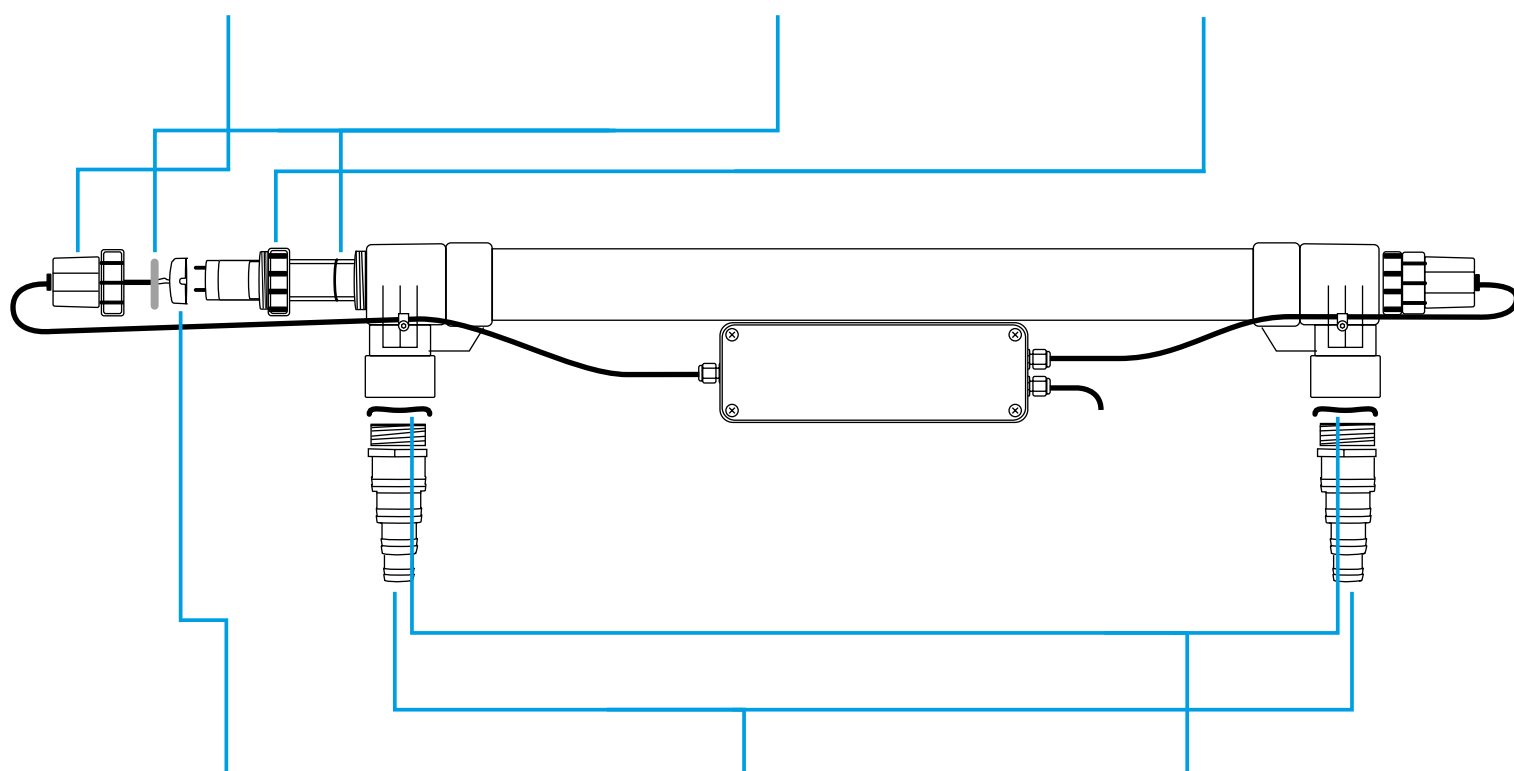


White Locking Nut:

EA Product Code:

EVO-M/F

<https://evolutionaqua.com/white-locking-nut>



T8 Bulb Socket:

EA Product Code:

LAMPHOLDER-T8

<https://evolutionaqua.com/t8-bulb-socket>



Threaded Hosetails:

EA Product Code:

HOSETAIL15TH

<https://evolutionaqua.com/hosetails>



Hosetail O-Rings:

EA Product Code:

EVOUVORINGHOSET

<https://evolutionaqua.com/hosetail-o-ring>

ADDITIONAL ITEMS:

30W Ballast Box:



EA Product Code:

SPBAL2130EAPUK

<https://evolutionaqua.com/evouuv-ballast-box-pond>

55W Ballast Box:



EA Product Code:

SPBAL2155EAPUK

<https://evolutionaqua.com/evouuv-ballast-box-pond>

75W Ballast Box:



EA Product Code:

SPBAL2175EAPUK

<https://evolutionaqua.com/evouuv-ballast-box-pond>

evoUV Spare Parts List 110W

There are a number of spare parts for the evoUV's that are readily available online or from Evolution Aqua dealers. See diagram below for relevant spare parts and product codes:



Black Threaded Nut:

EA Product Code:

EVOCONNUT

<https://evolutionaqua.com/black-threaded-nut>

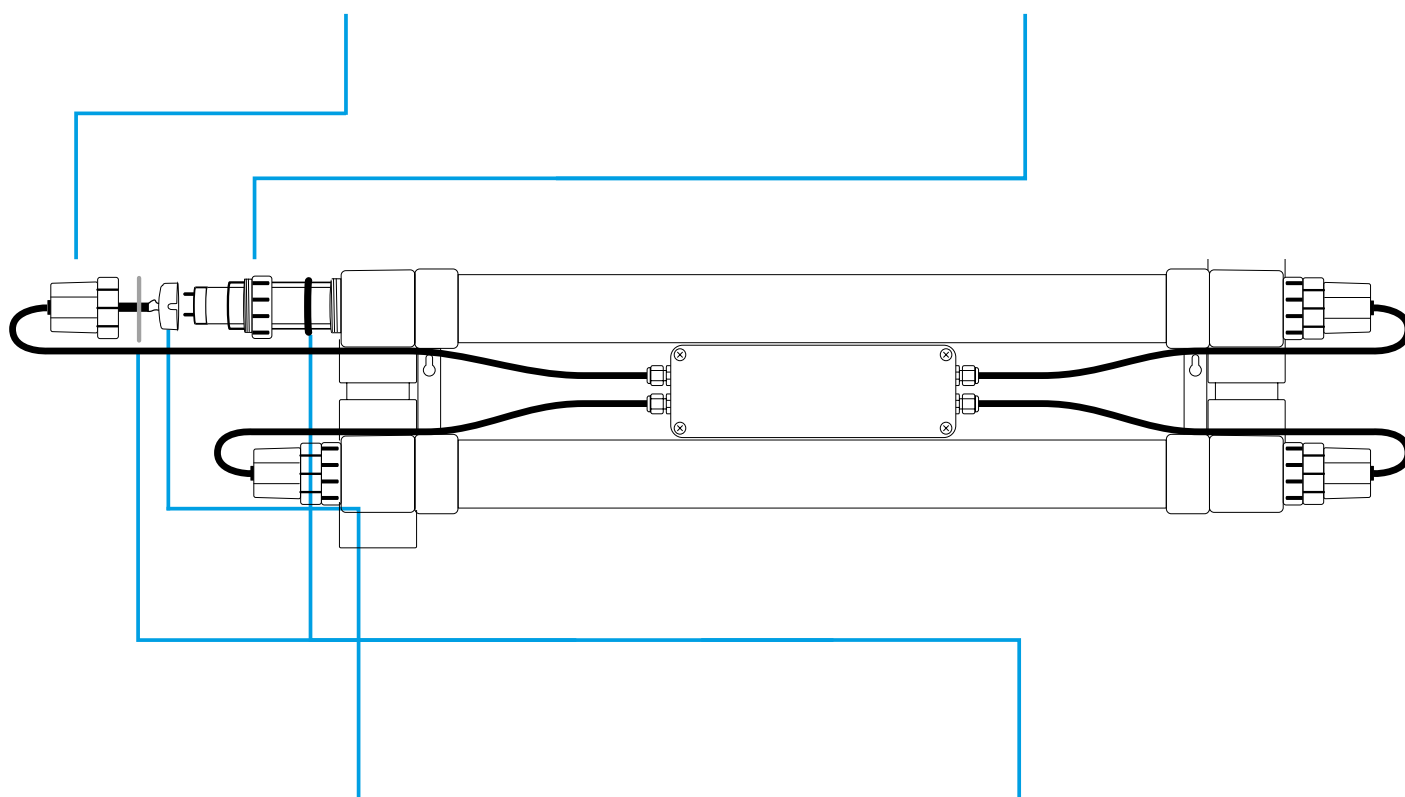


White Locking Nut:

EA Product Code:

EVO-M/F

<https://evolutionaqua.com/white-locking-nut>




T8 Bulb Socket:

EA Product Code:

LAMPHOLDER-T8

<https://evolutionaqua.com/t8-bulb-socket>



End Cap Sealing Ring and Quartz Sleeve O-Ring:

EA Product Code:

EVOUVSPARELGE

<https://evolutionaqua.com/uv-o-ring-set>

ADDITIONAL ITEMS:

110W Ballast Box:



EA Product Code:

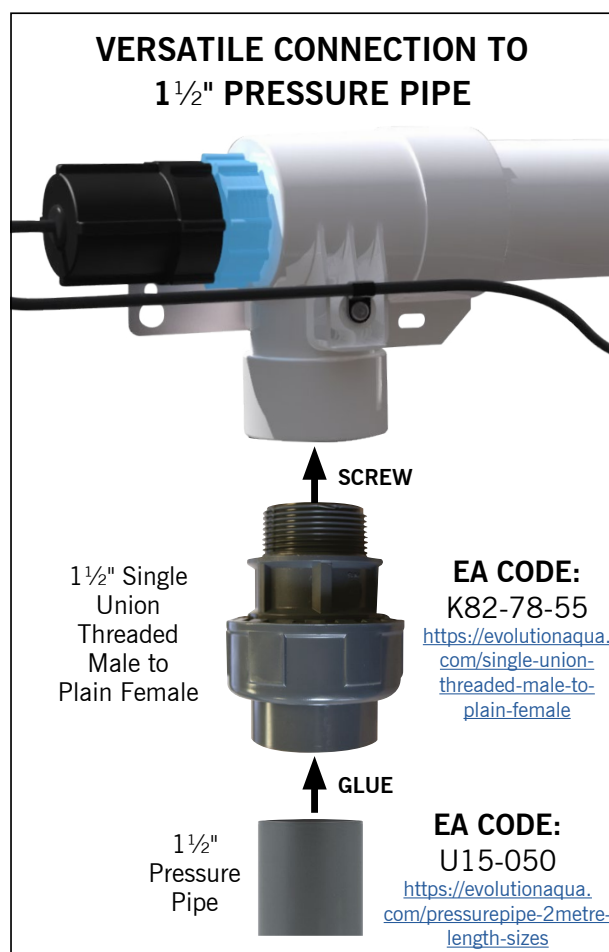
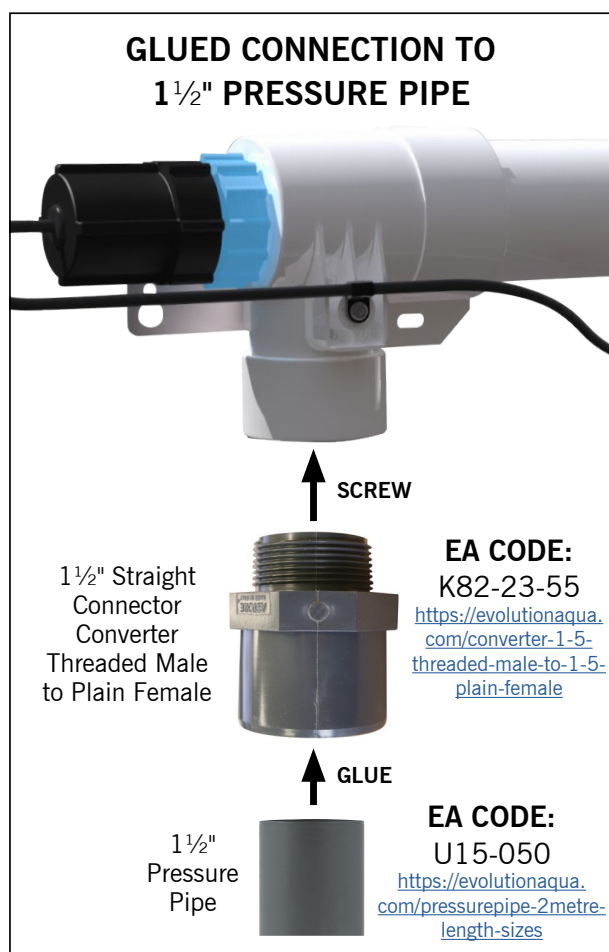
SPBAL21110EAPUK

<https://evolutionaqua.com/evouv-ballast-box-pond>

There are a number of spare parts for the evoUV's that are readily available online or from Evolution Aqua dealers. See diagram below for relevant spare parts and product codes:


CONNECTION TO IMPERIAL PRESSURE PIPE - DO NOT OVERTIGHTEN FITTINGS.

The unit may also be rigid plumbed by the use of adaptors and solvent weld adhesive, available from Evolution Aqua stockists.



GLUED CONNECTION TO 2" PRESSURE PIPE

The unit may also be rigid plumbed to 2" Pressure Pipe. For versatility you can install a **2" Double Union Ball Valve (K25-50-63)** over the top of the inlet / outlet of the evoUV and then connect up to 2" Pressure Pipe.



evoUV Spare Parts List 110W

There are a number of spare parts for the evoUV's that are readily available online or from Evolution Aqua dealers. See diagram below for relevant spare parts and product codes:

CONNECTION TO YOUR PIPEWORK (evo110 only)

CONNECTION TO IMPERIAL PRESSURE PIPE - DO NOT OVERTIGHTEN FITTINGS.

The evo110 may also be rigid plumbed to 2" Pressure Pipe by the use of adaptors and solvent weld adhesive, available from Evolution Aqua stockists.

GLUED CONNECTION TO 2" PRESSURE PIPE

The unit may also be rigid plumbed to 2" Pressure Pipe.

We advise you to fit a length of 2" pipe into the inlet and outlet and then glue:

2" Double Union Ball Valve (K25-50-63)

<https://evolutionaqua.com/2-double-union-ball-valve>

or

2" Plain Female to Plain Female Single Union (K82-74-66).

<https://evolutionaqua.com/single-union-plain-female-to-plain-female>



CONNECTION TO METRIC PIPEWORK - EUROPE ONLY (NOT UK)

In countries where metric pipework is used, you can connect all evoUVs to 63mm pipe.

On **evo15 to evo75 models**, we recommend using a **2" to 63mm Plain Female Straight Connector Converter (K81-25-66)** (*not supplied*). This can be glued directly onto the inlet / outlet of the evo15 - evo75 models and then to 63mm pipe.

For EUROPEAN versions of the **evo110**, **adapters are supplied** in the box to allow connection to 63mm pipe. (NOT UK MODELS)