


DETOXDECHLO1108251MAN

English

EVOLUTION  
**AQUA**  
INNOVATION IN WATER



# detox<sup>TM</sup> Dechlorinator

## INSTALLATION AND INSTRUCTION MANUAL

**PLEASE READ INSTALLATION INSTRUCTIONS  
THOROUGHLY BEFORE INSTALLATION.**

**FOR OUTDOOR USE ONLY.  
ALWAYS PROTECT THE UNIT FROM FROST.**

## INTRODUCING THE DETOX DECHLORINATOR

The Evolution Aqua **Detox Dechlorinator** is a quick and simple method of filtering out harmful chlorine and other impurities from tap water. It is ideal for first fill, water changes and top-ups.

There's no need to wait for chlorine to "gas-off" or to add chemicals to your pond. Simply fill up straight from the hosepipe via the Evolution Aqua Detox Dechlorinator. This unit can be connected using rigid pipework or to garden hose for which connectors are included.

Hi-grade activated carbon removes chlorine, chloramine, bromine, malachite green, dyes, colours, humic acids, organics, proteins, antibiotics, hormones and ozone.

For more detailed information on the Detox Dechlorinator visit our website **[www.evolutionaqua.com](http://www.evolutionaqua.com)**

Please read this instruction manual carefully from start to finish before attempting to install your new **Detox Dechlorinator**.

## OPENING THE DETOX DECHLORINATOR PACKAGING

Before installing the dechlorinator you will notice a red plug cap fitted to each end of the dechlorinator. You must remove these caps before use.



**IMPORTANT** - When removing the plug cap, ensure it is not pointing towards your face to prevent potential injury from built-up air pressure within the product.

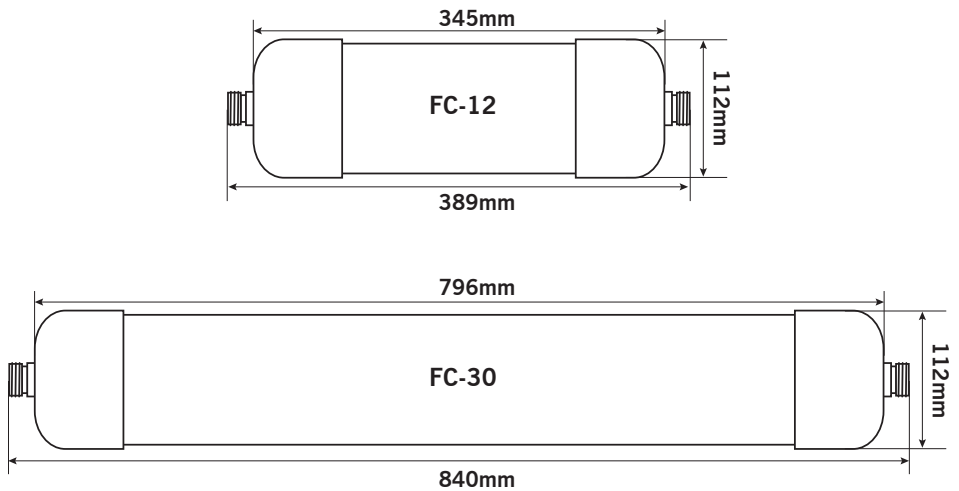


## INSTALLATION

The Detox Dechlorinator can be used vertically or horizontally, but for best performance we recommend installing it vertically to ensure all the water is evenly distributed. Both ends can be used as either inlet or outlet points.

Please observe the recommended flow rate (4 litres per minute / 1 US Gals per minute) (60 US Gals per hour) and drain after use before storage if being used temporarily and not as a permanent trickle. A lower flow rate will provide better results.

**The maximum working pressure within the unit SHOULD NOT EXCEED 4 BAR (58 PSI).**



## BEFORE FIRST USE

Before first use, we recommend running water through the unit for 10 minutes until the water runs clear and is free of any dust and carbon particles.

## CONNECTION TO GARDEN HOSE

The Detox Dechlorinator is supplied with connectors for easy connection up to a standard garden hose.



## CONNECTION TO PRESSURE PIPE

The Detox Dechlorinator can also be easily connected up to  $\frac{3}{4}$ " pressure pipe.

- Screw a  $\frac{3}{4}$ " single union female threaded to plain female connector (**EA CODE: K82-76-22**) onto the dechlorinator (*hand tight only*).
- Unscrew the union and female insert, ready to fit onto your desired length of  $\frac{3}{4}$ " pipe.
- Use solvent weld adhesive to glue the pressure pipe into the female end of the insert.
- Then screw the union back onto the threaded insert already fitted to the dechlorinator.



## MOUNTING THE DECHLORINATOR

If you need to mount your dechlorinator to the wall we recommend the use of Evolution Aqua 4" Pipe Clips (**EA CODE: K82-11-110**). These are available as spare items from the Evolution Aqua website or from EA stockists.

These pipe clips fit around the black end caps of the dechlorinator. When the pipe clip covers are fitted, the dechlorinator will be firmly secured in position.

You must use appropriate wall fixings (*not supplied*) to fit the brackets that support the weight of the units during operation.



## OPERATION

Keep the unit out of direct sunlight or high temperatures to achieve maximum life.

**DO NOT EXPOSE THE UNIT TO FROST. DESIGNED FOR OUTDOOR USE ONLY.**

**The maximum working pressure within the unit SHOULD NOT EXCEED 4 BAR (58 PSI).**

Recommended flow rate: **4 litres per minute / 1 US Gals / min (60 US Gals / hour).**

A lower flow rate will provide better results.

The 30 inch high-grade activated carbon filter will treat up to\*:

**550,000 Litres / 122,083 U.K. Gallons / 146,615 U.S. Gallons**

The 12 inch high-grade activated carbon filter will treat up to\*:

**225,000 Litres / 49,493 U.K. Gallons / 59,439 U.S. Gallons**

The dechlorinator must not be used in freezing conditions as this can cause irreparable damage and invalidate your warranty.

*\*Maximum treatable water is based on incoming 0.5ppm chlorine which is the UK average. The amount of chlorine in UK mains water can fluctuate frequently therefore it is important to test for chlorine on a regular basis.*

## OPERATION

The dechlorinator is ideal for use when first filling, topping up with water, incorporating as part of a trickle system or for use with auto top-up systems.

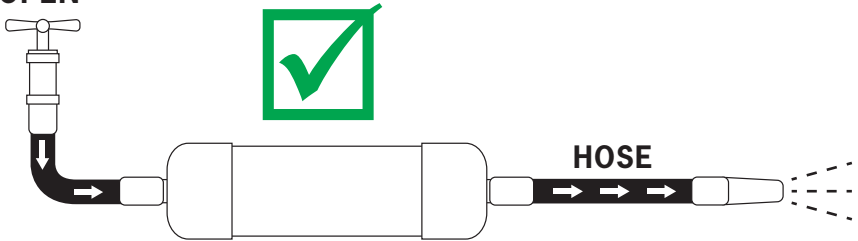
Recommended flow rate: **4 litres per minute / 1 US Gals / min (60 US Gals / hour)**

**The maximum working pressure within the unit SHOULD NOT EXCEED 4 BAR (58 PSI).**

If mains water pressure exceeds 4 Bar (58 psi), a Pressure Release Valve (PRV) should be fitted before the dechlorinator. Speak to a plumber for further advice.

Use when first filling or topping up with dechlorinated water.

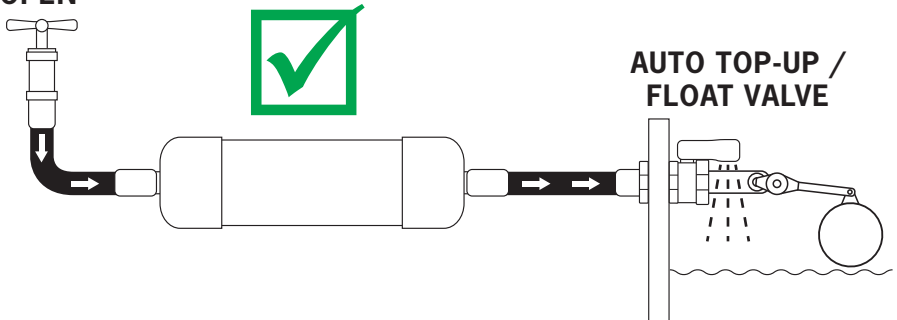
**MAINS TAP  
OPEN**



---

Use on a trickle system and in conjunction with auto top-up systems.

**MAINS TAP  
OPEN**





## **STORAGE**

When not in use, ensure the dechlorinator is kept in a cool, dark place and that the carbon is fully drained.

### **DO NOT EXPOSE THE UNIT TO FROST.**

The dechlorinator must not be used in freezing conditions as this can cause irreparable damage and invalidate your warranty.

## FREQUENTLY ASKED QUESTIONS

### What should I do when the dechlorinator is not in use?

Store it vertically and allow the water to drain away.

Store in the dark to prevent algae growth.

### Can I use the dechlorinator in freezing temperatures?

**DO NOT EXPOSE THE UNIT TO FROST.** The dechlorinator must not be used in freezing conditions as this can cause irreparable damage and invalidate your warranty.

### Is there any way to recycle your Detox Dechlorinator?

The activated carbon inside the Evolution Aqua Detox Dechlorinator itself isn't classified as special waste under UK Special Waste Regulations 1996 and can be disposed of by landfill at an approved site or general waste bin. So, the carbon can be disposed of in your general waste bin, and if you wish you could recycle your empty plastic shell into the appropriate plastics recycling bin.

### What's the best way to calculate the flow rate running through the dechlorinator?

The ideal flow rate is four litres per minute or less. Ideally use a flow meter to calculate the flow rate. Alternatively, use a measuring jug, and make sure that it takes over 15 seconds to fill one litre. Any more and it is too much.

### Should the Detox Dechlorinator be flushed before use?

Before first use, we recommend running water through the unit for 10 minutes until the water runs clear and is free of any dust and carbon particles.

### How long will the Detox Dechlorinator last?

Each pond application will be different, and you should always test your water for chlorine.

When performing water changes, as a guide, use the calculation below:

Based on a 5,000 litre pond size and using a 12 inch Detox Dechlorinator\*:

Total volume treated by a 12 inch Detox Dechlorinator = 225,000 litres

Water used during water change at 20% = 1,000 litres weekly

Yearly use =  $225,000\text{L} / 1,000\text{L} = 225$  weeks or 4.3 years

\*Maximum treatable water is based on incoming 0.5ppm chlorine which is the UK average. The amount of chlorine in UK mains water can fluctuate frequently therefore it is important to test for chlorine on a regular basis.

## WARRANTY

The Detox Dechlorinator is covered by your warranty for 1 year from the date of purchase provided that:

- a. The unit is / has been protected from frost at all times.
- b. The unit has not been used during freezing conditions.
- c. It is installed, operated and regularly maintained in accordance with the instruction manual.
- d. Any warranty repairs to the Detox Dechlorinator must be undertaken by Evolution Aqua Ltd or its authorised representatives.
- e. A proof of purchase will be required when making a warranty claim.

Though the warranty period may not have expired, payment for repairs must be made in the following cases:

- a. When the fault is due to misuse or unauthorised repairs have been attempted.
- b. When the fault is due to fire, natural disaster, act of God etc.
- c. If the warranty has been lost, incorrectly completed or details fraudulently changed.

Evolution Aqua Ltd. accepts no responsibility or liability for any consequential loss caused by or arising from the use of any Evolution Aqua products. Therefore, any dispute arising from the provisions of the warranty will be dealt with under the laws of England and Wales subject to the exclusive jurisdiction of the English Courts.

# VISIT OUR WEBSITE AND FOLLOW US ON SOCIAL MEDIA



For all the latest Evolution Aqua news sign up to our email newsletter to have the newest info delivered direct to your inbox. Keep up to date by following us on social media, join our Pond Owners Club on Facebook or check out our website for technical information and product advice at [www.evolutionaqua.com](http://www.evolutionaqua.com).



## INSTRUCTION MANUALS

Download instruction manuals for all Evolution Aqua products



## PARTS STORE

Find spare parts and accessories for Evolution Aqua products



## FAQS

Read frequently asked questions about Evolution Aqua products



## EMAIL NEWSLETTERS

Sign up to receive our email newsletters at [evolutionaqua.com/newsletter](http://evolutionaqua.com/newsletter)



## STOCKISTS

Locate your nearest Evolution Aqua product stockist



## EA POND OWNERS CLUB

Search Evolution Aqua Pond Owners Club on Facebook to join the community



## FACEBOOK

Keep updated with our latest news at [facebook.com/evolutionaqua](https://facebook.com/evolutionaqua)



## INSTAGRAM

Follow us on Instagram for updates at [instagram.com/evolution\\_aqua](https://instagram.com/evolution_aqua)



## TIKTOK

Follow us on TikTok at [tiktok.com/@evolution\\_aqua](https://tiktok.com/@evolution_aqua)



## YOUTUBE

Watch our YouTube channel at [youtube.com/evolutionaqualtd](https://youtube.com/evolutionaqualtd)

Evolution Aqua Ltd

Kellet Close

Wigan

Lancashire

United Kingdom

WN5 0LP

[www.evolutionaqua.com](http://www.evolutionaqua.com)